

HI TECH



EXPRESSIONS

Hi Tech Expressions
584 Broadway
New York, New York 10012


Printed in Japan

Nintendo
GAME BOY

DMG-J8-USA

TOM and JERRY

Frantic Antics!
The Chaos Continues



HI TECH
EXPRESSIONS

INSTRUCTION BOOKLET


WARNING: PLEASE READ THE ENCLOSED CONSUMER INFORMATION AND PRECAUTIONS BOOKLET CAREFULLY BEFORE USING YOUR NINTENDO® HARDWARE SYSTEM OR GAME PAK.

©1993 Turner Entertainment Co. and Telefilm-Essen GmbH.
All Rights Reserved. Published by Hi Tech Expressions,
584 Broadway, New York, NY 10012



THIS OFFICIAL SEAL IS YOUR ASSURANCE THAT NINTENDO HAS APPROVED THE QUALITY OF THIS PRODUCT. ALWAYS LOOK FOR THIS SEAL WHEN BUYING GAMES AND ACCESSORIES TO ENSURE COMPLETE COMPATIBILITY WITH YOUR GAME BOY SYSTEM. ALL NINTENDO PRODUCTS ARE LICENSED BY SALE FOR USE ONLY WITH OTHER AUTHORIZED PRODUCTS BEARING THE OFFICIAL NINTENDO SEAL OF QUALITY.

LICENSED BY



NINTENDO, GAME BOY AND THE OFFICIAL SEALS ARE TRADEMARKS OF NINTENDO OF AMERICA INC.

TABLE OF CONTENTS


Thank you for buying *Tom and Jerry: Frantic Antics*. Please read this entire booklet for an explanation of the game and helpful playing tips.

| | |
|---|-----------|
| The Chase is On! | 4 |
| Quick Start | 6 |
| Game Options & Passwords | 7 |
| Controls | 8 |
| Status Area | 9 |
| Pick-Ups | 10 |
| Bonus Score Screens | 11 |
| Levels & Locations | 12 |
| Family Reunion | 18 |
| Continue/END | 18 |

THE CHASE IS ON!

4

What began as a typical day for everybody's favorite cat and mouse team has turned into an incredible, action-packed adventure! It all started when Tom returned home—only to find his house being demolished! 'Yiiikes!' Jerry was still inside! If anything happened to him, who would Tom chase?



Dashing back into the house, Tom rescues Jerry and the two agree to work together to get to the bottom of this mystery—as well as get some food. Along the way, they make a new friend—Robyn Starling—and team up to find her missing father. But not if evil Aunty Figg gets to them first!

5



Help Tom and Jerry make it past all the dangerous obstacles Aunty Figg and her sinister henchmen send their way. Keep your eyes open for hidden surprises and special bonuses that can boost your strength and protect you from harm. If you're fast, smart and lucky, you'll reunite Robyn with her father and escape from the burning cabin in the woods.

And remember, you're here to beat the bad guys—not each other!

QUICK START

6

1. Make sure your GAME BOY® power switch is OFF.
2. Insert the *Tom and Jerry: Frantic Antics!* Game Pak as described in your Nintendo Game Boy® manual.
3. Turn the power switch ON. The title screen will appear. Press START to begin the game.

GAME OPTIONS & PASSWORDS

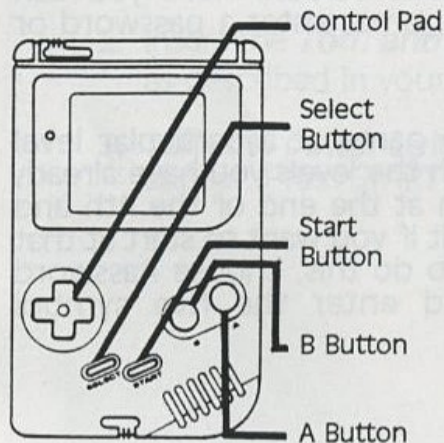
7

At any point during the opening sequence you can press START to advance to the Options Screen. Here you can choose to start a 1 or 2 player game, enter a password or turn the music on or off.

Passwords allow you to start a game at a particular level instead of having to play through the levels you have already completed. Passwords are given at the end of the 4th and 8th level. Write it down and use it if you want to start at that level the next time you play. To do this, choose Password from the Options Screen and enter the five symbol password for the level you want.

CONTROLS

8



- Use the Control Pad to move Tom or Jerry in any direction: up, down, left or right.
- Press the A Button to make Tom or Jerry jump up.
- Press and hold down the B Button to make Tom or Jerry run.
- Press and hold the B Button then press down on the control pad to execute a roll attack.
- To perform an extra long jump, press the A and B Buttons together.
- To pause the game at any time, press START. To resume the game, press START again.
- Press SELECT, START, A and B all at the same time to return to the title screen at any time. Note: Doing this will automatically end your game.

STATUS AREA

9

The Status Area at the bottom of your screen always displays:

- **Strength:** The strength bar shows you how much energy Tom or Jerry have left. Don't get hit by obstacles too often or you'll lose a life.
- **Lives Left:** One heart equals one life. You start out with three hearts. If you earn more hearts they will be displayed, but you will not see more than five hearts in the Status Area at one time.
- **Time Left:** This shows you how much time you have left to complete the current level.

PICK-UPS

10

Pick-Ups earn you added strength, lives and points. To pick up a Pick-Up, simply move Tom or Jerry until they touch it. The object will disappear from the playing area and be added to the inventory.



CHEESE (for Jerry)/FISH (for Tom): These snacks are delicious and worth points—so grab 'em all! They also restore some of your strength.



HEARTS: One heart gives you one extra life.



STARS: A star will restore your strength to full power.



COOKIES: There are four cookie parts hidden in every level. Collect them all and you'll get an extra life!

BONUS SCORE SCREENS

11

Every time you complete a level you will receive bonus points for your accomplishments. You earn points for cheese or fish collected, cookie parts obtained and time remaining on the clock.



TIME:

10 points per second remaining on the clock



COOKIE PARTS:

250 points per piece



CHEESE/FISH:

50 points each

LEVELS & LOCATIONS **12**

There are 10 different levels in *Tom and Jerry: Frantic Antics*, each one more challenging than the last. Each level takes place in a specific location and is filled with obstacles and hazards. If one of these should happen to touch or catch you, you'll lose some energy. Lose too much energy and you'll lose a life. Your goal in each level is to stay alive long enough to make it to the character (sometimes friend, sometimes foe) waiting for you somewhere within.

Let the adventure begin!

Level 1: The Street

Character: Tom

Help Tom find his way back to his house. Look for the Scooter, which will speed Tom on his way. To get on it, simply touch it. To get off it, press the B Button. Watch out for rolling tires, squirting fire hydrants and toy cars.

13

Level 2: The Lounge

Character: Tom

The house is being demolished. Get Tom out of the house as fast as you can! But don't forget the fish! Avoid the swinging wrecking ball, wacky birds and the spikes.

Level 3: The Lounge Revisited

Character: Tom

Uh oh! Jerry is still inside the house! In a noble rescue attempt, Tom heads back inside to find the little mouse. Not only must he avoid the swinging wrecking ball, but he also has to steer clear of the toy jugglers, skateboards and toy soldiers!

Level 4: The Alley**Character: Jerry**

Without a refrigerator to raid, Jerry searches the alley for as much cheese as he can get his paws on. But floating crates, icky spiders, fighting fish, crazy clowns, nasty spikes and leaky water pipes all get in his way. But a new friend, Robyn Starling, waits at the end.

Level 5: The Kitchen**Character: Tom**

Tom is also hungry. So he sneaks into Aunty Figg's kitchen looking for his next meal. What he finds is a lot of food and a mean old mutt named Ferdinand. Other dangers include falling plates, spikes and spiders.

Level 6: The Library**Character: Jerry**

Where's the missing telegram? Jerry has to search throughout the library, avoiding springing books and falling lightbulbs, to find the mysterious message and deliver it to Aunty Figg. Watch out for more crazy clowns and toy soldiers, too.

Level 7: Dr. Applecheek's Basement**Character: Jerry**


Tom has been taken prisoner in the basement of evil Dr. Applecheek. So, this time, it's Jerry who must rescue Tom and face hidden subterranean dangers. Be careful of running into spikes, soldiers and spiders.

Level 8: The Attic**Character: Tom**

Robyn needs her backpack! Tom must jump up and down on a pair of springs looking for it in the attic. Press the A Button to make Tom jump higher. Springing books, spiders and jugglers are out to take the boing out of his bounce. Once he finds the backpack, he must bring it back to Robyn.

Level 9: The Carnival**Character: Jerry**

The carnival is filled with balloons. But only one has the locket that Robyn needs. Help Jerry steer clear of jugglers, spikes, fish and clowns to find the right balloon. Then give it to Robyn at the top of the Ferris wheel.

Level 10: The Cabin**Character: Tom**

Danger! The cabin's on fire!
Quick-get Tom to safety on top of the roof as soon as you can. The longer it takes, the worse the fire gets. Beware of scattered fires, falling lumber and those rotten toy soldiers!


FAMILY REUNION

18

If you successfully help Tom and Jerry make it through all the levels, you'll join them as Robyn is reunited with her long lost father. Cool!

CONTINUE/END

When you lose all your lives, you may end the game or continue. When you have used the continue the game is over and you will have to restart from the beginning. Remember, if you have a password you can use it to bypass previously completed worlds.



TOM and JERRY™

There's More Madcap Mayhem Waiting For You!

Now you can enjoy more authentic cartoon action and lunacy starring that delightful duo of disaster, Tom and Jerry! Each of these games for the Nintendo Entertainment System, Game Boy and Super Nintendo System transforms you into that lovable little mouse, Jerry, who must rescue his cousin Tuffy and keep out of the clutches of that darn cat, Tom! Dash your way through maze after maze of obstacles, hidden dangers and hilarious surprises...with you-know-who hot on your tail!

They're the ultimate games of cat and mouse!

90-DAY LIMITED WARRANTY

Hi Tech Expressions™ warrants to the original consumer purchaser that Game Pak including Game Pak accessories shall be free from defects in material and workmanship for a period of 90 days from date of purchase.

To receive this warranty:

1. Do NOT return your defective Game Pak to the retailer.
2. Notify the Hi Tech Expressions Customer Service Department of the problem requiring warranty service by calling 1-212-941-1224. Our Customer Service Department is in operation from 9:00 a.m. to 5:00 p.m. Eastern Time, Monday through Thursday and 2:00 p.m. to 5:00 p.m. ET on Fridays.
3. If the Hi Tech Expressions service representative is unable to solve the problem by phone, he will provide you with a Return Authorization number. Simply record this number on the outside of the packaging of your defective PAK FREIGHT PREPAID AND INSURED FOR LOSS OR DAMAGE, together with your sales slip or similar proof-of-purchase and a brief description of your problem within the 90-day warranty period to: HI TECH EXPRESSIONS, Customer Service Department, 584 Broadway, New York, NY 10012.

If our technician determines that the Game Pak is defective, we will replace it or refund your purchase price at our option.

WARRANTY LIMITATIONS

Any applicable implied warranties, including warranties of merchantability and fitness for a particular purpose, are hereby limited to ninety days from the date of purchase and are subject to the condition set forth herein. In no event shall Hi Tech Expressions be liable for consequential or incidental damages resulting from the breach of any express or implied warranties.

90-DAY LIMITED WARRANTY

Hi Tech Expressions warrants that the Hi Tech Expressions product described herein will be free from defects in materials and workmanship under normal use and service for a period of 90 days from the date of purchase.

To qualify for this warranty:

1. The Hi Tech Expressions product must be purchased from a Hi Tech Expressions authorized retailer.
2. The Hi Tech Expressions product must be used in accordance with the instructions provided with the product. The Hi Tech Expressions product must be used in the United States.
3. The Hi Tech Expressions product must be used in accordance with the instructions provided with the product. The Hi Tech Expressions product must be used in the United States.

This warranty is limited to the Hi Tech Expressions product described herein and does not cover accessories or optional equipment.

WARRANTY LIMITATIONS

This warranty is limited to the Hi Tech Expressions product described herein and does not cover accessories or optional equipment. This warranty is limited to the Hi Tech Expressions product described herein and does not cover accessories or optional equipment. This warranty is limited to the Hi Tech Expressions product described herein and does not cover accessories or optional equipment.

Printed in Japan



Hi Tech Expressions
584 Broadway
New York, New York 10012