

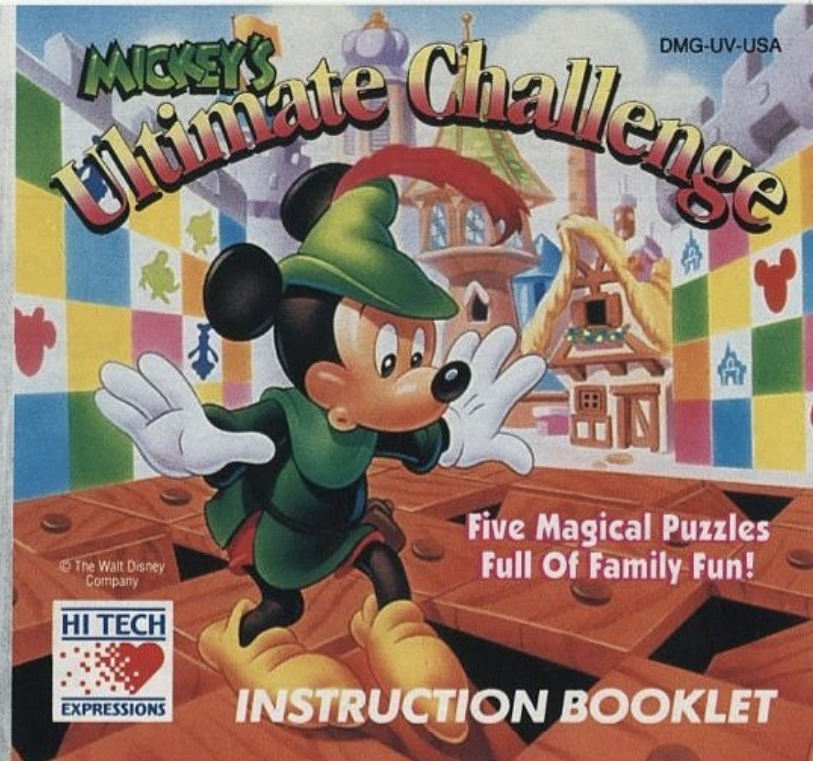


Hi Tech Expressions  
584 Broadway  
New York, New York 10012

Printed in Japan

Nintendo

GAME BOY<sup>®</sup>



DMG-UV-USA

MICKEY'S  
Ultimate Challenge

Five Magical Puzzles  
Full Of Family Fun!



© The Walt Disney  
Company

INSTRUCTION BOOKLET

**WARNING: PLEASE READ THE ENCLOSED CONSUMER INFORMATION AND PRECAUTIONS BOOKLET CAREFULLY BEFORE USING YOUR NINTENDO® HARDWARE SYSTEM OR GAME PAK.**

©1993 The Walt Disney Company.



LICENSED BY

**Nintendo**

Nintendo, Game Boy and the official seals are trademarks of Nintendo of America Inc.  
© 1989 NINTENDO OF AMERICA INC.

This official seal is your assurance that Nintendo has approved the quality of this product. Always look for this seal when buying games and accessories to ensure complete compatibility with your GAME BOY System. All Nintendo products are licensed by sale for use only with other authorized products bearing the Official Nintendo Seal of Quality.

## **TABLE OF CONTENTS**

Thank you for purchasing *Mickey's Ultimate Challenge*. Be sure to read this entire booklet for an explanation of the game and helpful tips on solving the puzzles.

|   |           |
|---|-----------|
| <b>INTRODUCTION</b> .....               | <b>3</b>  |
| <b>QUICK START</b> .....                | <b>4</b>  |
| <b>CONTROLS</b> .....                   | <b>5</b>  |
| <b>DIFFICULTY LEVELS</b> .....          | <b>6</b>  |
| <b>PLAYING THE GAME</b> .....           | <b>8</b>  |
| <b>STATUS SCREEN</b> .....              | <b>8</b>  |
| <b>LOCATIONS &amp; PUZZLES</b> .....    | <b>9</b>  |
| <b>COLLECTING THE MAGIC BEANS</b> ..... | <b>18</b> |
| <b>SOLVING THE MYSTERY</b> .....        | <b>19</b> |

## **INTRODUCTION**

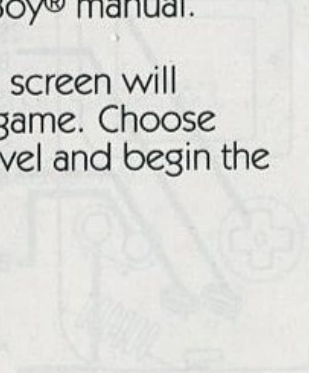
**3**

Things are bleak in Beanwick! The sky is rumbling and nobody knows why. If Mickey/Minnie can prove themselves to the citizens of Beanwick, they'll earn the right to find out what's up in the clouds. But, five mind-boggling puzzles stand in their way. They'll need all their wits--and a lot of help from you--to solve the puzzles and the mystery in the sky!

## **QUICK START**

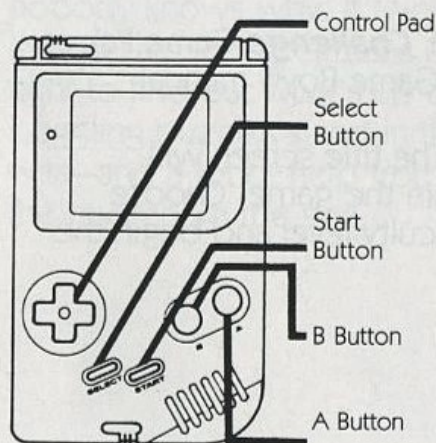
**4**

1. Make sure your GAME BOY® power switch is OFF.
2. Insert the *Mickey's Ultimate Challenge* Game Pak as described in your Nintendo Game Boy® manual.
3. Turn the power switch ON. The title screen will appear. Press **START** to begin the game. Choose Mickey or Minnie, pick a difficulty level and begin the game.



## CONTROLS

5



- Use the Control Pad to move Mickey/ Minnie **left** or **right**, or make him **crouch**.
- Press the **B** Button to make Mickey/ Minnie **jump**.
- Press the **A** Button to make Mickey/ Minnie **jump higher**.
- Also, use the **A** Button for special actions such as dusting portraits in Daisy's Gallery.
- To display Mickey/Minnie inventory, press **START** when on the main castle map.
- To exit a puzzle and return to the main map, press **START** and select the "**Leave Puzzle**" option.

## DIFFICULTY LEVELS

6

There are three difficulty levels to choose from: Cake, Medium and Challenging. The level determines the difficulty of the individual puzzles. Control Pad movements are similar for all three levels.

- **CAKE:** Puzzles suitable for children in grades K-3.
- **MEDIUM:** Puzzles for players in grades 4-9.
- **CHALLENGING:** For adult players.

## **PLAYING THE GAME**

**7**

The objective of the game is to solve all the puzzles, collect objects that belong to Donald, Daisy, Goofy, Horace and Huey, Dewey and Louie and return the objects to their owners in exchange for magic beans. Once all the magic beans have been put into the Wishing Well, you can climb the beanstalk and complete the game.

The locations in and around the Castle of Beanwick can be visited in any order you wish. When you return to a chamber you've visited before, you can elect to play the puzzle again. If Mickey/Minnie have collected the appropriate object, he/she will automatically give it to the correct citizen.

## **STATUS SCREEN**

**8**

When Mickey/Minnie appears outside the castle, press **START** to display a Status Screen. The screen will show which items have been collected and how many have been exchanged for magic beans.

## **LOCATIONS & PUZZLES**

**9**

### **Horace's Library**

The library is a mess! All the books are mixed up and Horace needs help sorting them out.

- **Cake and Medium Levels:** Find the books with letters and place in alphabetical order by jumping on them.
- **Challenging Mode:** Guess the 8-letter word.

## **LOCATIONS & PUZZLES** (con't)

**10**

There are eight letters to find in each level. In the Medium and Challenging modes, a book "platform" is removed for each wrong letter entered--making the game even more difficult.

**CONTROLS: A and B Buttons** make Mickey/Minnie jump from book to book. Control Pad moves player left or right.

When the books are in order, Horace thanks Mickey/Minnie and gives them a book of spells.

## **LOCATIONS & PUZZLES** (con't)

**11**

### **Daisy's Art Gallery**

The paintings in the gallery are so dusty, you can't even see them. Mickey/Minnie volunteers to clean them using a ladder and a feather duster. As paintings are uncovered, it is up to Mickey/Minnie to match each with its identical twin. As each pair is "dusted" off, they remain clean. But, Mickey/Minnie will have to work fast because they must finish before the lamps in the gallery burn down and it gets too dark to see. The higher the difficulty level, the more paintings Mickey/Minnie have to dust.

## **LOCATIONS & PUZZLES** (con't)

**12**

**CONTROLS:** Control Pad moves Mickey/Minnie up and down the ladder and the ladder left and right. Press **A Button** to "dust".

When all the paintings are clean, Daisy thanks Mickey/Minnie by giving them a gold bar.

## **LOCATIONS & PUZZLES** (con't) **13**

### **Donald's Wizard Tower**

When Mickey/Minnie enters the Tower, Donald is practicing a shrinking spell. Oops! Sorry, Mickey! Now you're the size of a chess piece! To reverse the spell, you'll have to push some special potions across Donald's chess board into the magic mirror. Once you've cleared enough boards at your difficulty level, you'll be full-size again.

**CONTROLS:** Control Pad moves Mickey/Minnie up, down, left and right.

To apologize for shrinking Mickey/Minnie, Donald gives them a pair of spectacles.

## **LOCATIONS & PUZZLES** (con't) **14**

### **Goofy's Blacksmith Shop**

Goofy thinks he can stump Mickey/Minnie with a game of "Guess What's in My Tool Box." Mickey/Minnie uses a hammer to make guesses about which of Goofy's tools are in the box and in what order. After each guess, Goofy tells them how many of his guesses are right: which are the right tools and which are in the right order. These answers are displayed as squares: light squares for right tool, wrong order and dark squares for right tool, right order. In the Cake Mode, correct guesses will be highlighted, too. Mickey has 7 guesses to get all the right tools in the right order.



## **LOCATIONS & PUZZLES** (con't)

**15**

**CONTROLS:** Control Pad cycles the stamp through the available tools by pressing up or down. Moving left or right on the Control Pad moves stamp left or right. The **A Button** "hammers" the selected tool into place. When you've made your guesses, move the stamp all the way to the right, highlighting "OK". Press **A Button** and Goofy will tell Mickey/Minnie which tools they guessed right.

After solving enough games, Mickey/Minnie wins and gets the hammer as the reward.

## **LOCATIONS & PUZZLES** (con't)

**16**

### **Huey, Dewey and Louie's Drawbridge**

The drawbridge in the Castle of Beanwick is water-powered and in order for the water to run freely and open the drawbridge, Mickey/Minnie must jump on the five different pumps in a special order. The pumps show Mickey/Minnie the right pattern by lowering and lighting up. Mickey/Minnie must then duplicate the sequence to get water to flow. The sequence then repeats and adds one more step. Mickey/Minnie must continue to jump on the pumps in the right order until the bridge indicator tells you the bridge is all the way down.

## **LOCATIONS & PUZZLES** (con't)

**17**

**CONTROLS:** Control Pad moves Mickey/Minnie left and right. **A** and **B Buttons** make Mickey/Minnie jump. The **A Button** is used to speed things up in this puzzle.

Huey, Dewey and Louie are so happy when the bridge is down, they give Mickey/Minnie a glass slipper.

## **COLLECTING THE MAGIC BEANS**

**18**

When Mickey/Minnie completes a task or solves a puzzle, they're given a reward: a gold bar, spectacles, glass slipper, hammer or book of spells. Each of these objects belongs to one of the Castle dwellers. When Mickey/Minnie returns the object to its rightful owner, you'll be given a magic bean. There are five magic beans in all. Only when all have been collected can you move to the final phase of the game.

## **SOLVING THE MYSTERY**

**19**

When Mickey/Minnie have successfully solved all five puzzles, returned the five objects to their owners, all they will have to show for their efforts is five beans. But, the beans are proof that Mickey/Minnie is a worthy champion for the Kingdom of Beanwick. So, it's off to the Wishing Well. Throw the beans in and get ready for **MICKEY'S ULTIMATE CHALLENGE!**

## **90-DAY LIMITED WARRANTY**

Hi Tech Expressions™ warrants to the original consumer purchaser that Game Pak including Game Pak accessories shall be free from defects in material and workmanship for a period of 90 days from date of purchase.

To receive this warranty:

1. Do NOT return your defective Game Pak to the retailer.
2. Notify the Hi Tech Expressions Customer Service Department of the problem requiring warranty service by calling 1-212-941-1224. Our Customer Service Department is in operation from 9:00 a.m. to 5:00 p.m. Eastern Time, Monday through Thursday and 2:00 p.m. to 5:00 p.m ET on Fridays.
3. If the Hi Tech Expressions service representative is unable to solve the problem by phone, he will provide you with a Return Authorization number. Simply record this number on the outside of the packaging of your defective PAK FREIGHT PREPAID AND INSURED FOR LOSS OR DAMAGE, together with your sales slip or similar proof-of-purchase and a brief description of your problem within the 90-day warranty period to: HI TECH EXPRESSIONS, Customer Service Department, 584 Broadway, New York, NY 10012.

If our technician determines that the Game Pak is defective, we will replace it or refund your purchase price at our option.

## **WARRANTY LIMITATIONS**

Any applicable implied warranties, including warranties of merchantability and fitness for a particular purpose, are hereby limited to ninety days from the date of purchase and are subject to the condition set forth herein. In no event shall Hi Tech Expressions be liable for consequential or incidental damages resulting from the breach of any express or implied warranties.

