

Nintendo

GAME BOY®

WCW™

DMG-W8-USA

WRESTLING™

THE MAIN EVENT




FCI 

OFFICIAL



GAME LINK
GAME PAK

INSTRUCTION BOOKLET



Nintendo, Game Boy and the Official Seals are registered trademarks of Nintendo of America Inc.
© 1993 Nintendo of America Inc. FCI is a trademark of Fujisankei Communications International, Inc.



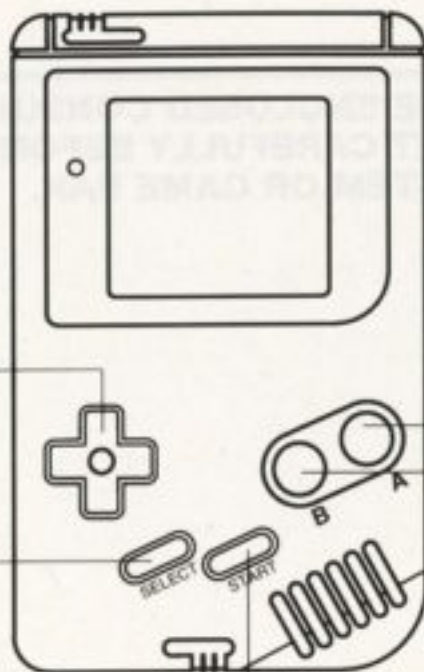
THIS OFFICIAL SEAL IS YOUR ASSURANCE THAT NINTENDO HAS APPROVED THE QUALITY OF THIS PRODUCT. ALWAYS LOOK FOR THIS SEAL WHEN BUYING GAMES AND ACCESSORIES TO ENSURE COMPLETE COMPATIBILITY WITH YOUR GAME BOY SYSTEM. ALL NINTENDO PRODUCTS ARE LICENSED BY SALE FOR USE ONLY WITH OTHER AUTHORIZED PRODUCTS BEARING THE OFFICIAL NINTENDO SEAL OF QUALITY.



**WARNING: PLEASE READ THE ENCLOSED CONSUMER INFORMATION
AND PRECAUTIONS BOOKLET CAREFULLY BEFORE USING YOUR
NINTENDO® HARDWARE SYSTEM OR GAME PAK.**

Control Pad:
Movement

Select Button:
Specialty Move



A Button { Refer to the chart
B Button { on page 9

Start Button: Pause

Table of Contents

Are You Up to the Challenge?	4
Starting the Game	5
Selecting the Wrestlers	7
Health and Energy Meters	8
Moving Around the Ring	9
Maneuvers	10
Specialty Moves	12
WCW Wrestler Profiles	13

FCI Presents WCW-The Main Event Wrestling. Are you up to the challenge?

You burst confidently out of the locker room doors and are greeted by the electricity of a roaring crowd. You stride down the long ramp leading to the ring and with every step you take, your energy level rises higher. You jump through the ropes knowing your worthy adversary is measuring you for defeat. It's time to prove your worth in the ring. When the final bell sounds, will your arm be the one raised in victory? The only way to find out is to pick up that Game Boy and play WCW - The Main Event Wrestling. It could be you walking away with WCW Gold.

Starting The Game

Insert your Game Pak into your Game Boy and turn on the power. The WCW Main Event logo will appear. The computer will then give you two game play options to choose from: a one-player or a two-player game. If you choose a two-player game you must have 2 Game Boy units, 2 WCW The Main Event Game Paks, and a Game Link. Use the Control Pad to indicate your selection then press the Start Button.

The computer will then give you two match options to choose from: a single match or an elimination match. In the single match, you select your character as well as your opponent. In the elimination match, your selected character plays all opponents in a pre-determined order chosen by the computer. Use the Control Pad to indicate your selection and then press the Start Button.

You will then need to choose from 3 Title options which will determine the difficulty level of the matches. They are, in order of increasing difficulty, Professional, Continental Title, and World Title. Use the Control Pad to indicate your selection and press the Start Button.

The next screen offers you two categories of matches, Time Limit and Number of Falls. If the match is played to a time limit (5 Minutes, 10 Minutes, 15 Minutes), the player with the most falls to his credit at the end of the time limit is the winner. If the game is played by Number of Falls (1 Fall, 3 Falls, 5 Falls) then as soon as that number is reached the person with the most countdowns will win the game.

Selecting the Wrestlers

If you have selected a Single Match, you will have 9 WCW wrestlers to choose from. Use the control pad to scroll through the list and select a wrestler by pressing the Start Button. You must then choose your opponent from the remaining wrestlers available.

If you have selected an elimination match, select your wrestler and your opponents will be selected for you by the computer in a pre-determined order.

Health and Energy Meters

The Health (Damage) Meter will diminish throughout a match as punishment is taken. The less health a wrestler has, the more vulnerable he is to being pinned. A wrestler's Health recovers if he avoids receiving damaging moves.

The Energy Meter is a percentage of the player's Health and will diminish as the wrestler performs energy sapping moves- such as a specialty move. A wrestler's Energy can regenerate quickly, if he rests away from the action. The pace of recovery will be proportionate to the wrestler's Health.

Moving around the ring

To move around the ring, use the control pad to move your wrestler right, left, up, and down.

To run, press the Control Pad twice in the left or right direction. You will keep running until the A or B Buttons are pressed or until you run into your opponent.

Punch	Stand	+	A Button
Whip	Stand	+	B Button
Collar and Elbow	Walk	+	A Button
Clothesline	Walk	+	B Button
Cross Body Block	Run	+	A Button
Flying Drop Kick	Run	+	B Button
Body Slam	Collar & Elbow	+	A Button
Suplex	Collar & Elbow	+	B Button

Offensive Maneuvers

To Elbow Drop your opponent while he is on the mat, press the A Button.

To pin your opponent while he is on the mat, press the B Button.

Defensive Maneuvers

To break out of a pin while you are on the mat, toggle the A and B Buttons.

To roll away from your opponent while you are on the mat, press the Control Pad Down and Up.

Climbing onto the Turnbuckle

To climb up onto the turnbuckle, first go over to the top left or right corner and take your finger off the Control Pad then press the Control Pad in the up direction. To climb up onto the bottom turnbuckles, go over to either corner and take your

finger off the Control Pad then press the Control Pad in the down direction

Once you are on the turnbuckle you can press the A Button and use the Control Pad to deliver a Flying Body Slam/Press.

Outside the Ring

The wrestling action continues even when you or your opponent is thrown out of the ring. The same moves apply out of the ring, however, the action is limited to the side of the ring you were thrown out of. You can climb back into the ring by pressing the Control Pad in the up direction.

If you do not climb back into the ring before the referee counts to 10 you will automatically lose the match.

Specialty Moves

There are individual "specialty" moves which are available for each wrestler using the SELECT BUTTON.

Player	Move
Sting	Stinger Splash
Johnny B Badd	Tutti Frutti
Rick Rude	Rude Awakening
Ron Simmons	Power Slam
Dustin Rhodes	Bulldog
Steve Austin	Stun Gun
Rick Steiner	Steiner Line
Scott Steiner	Frankensteiner
Van Vader	Power Bomb


WCW Wrestler Profiles

“Ravishing” Rick Rude

6'3", 252 lbs.


Robinsdale, MN

He is “simply ravishing” and everything about him exudes arrogance. Since his appearance in WCW, Rick Rude has had only one goal in mind—to single-handedly take over and become the next WCW world Heavyweight Champion.




"The Natural" Dustin Rhodes
6'5", 265 lbs.
Austin, TX

The son of wrestling legend "The American Dream" Dusty Rhodes, Dustin is creating a history of his own. Benefiting from the knowledge and experience passed down to him from his father and combining it with his own instinctive skills and moves, he has become a prominent competitor within the ranks of WCW.



“Stunning” Steve Austin
6’2”, 252 lbs.
Hollywood, CA

Stunning Steve is as fine a wrestler as he is pompous; and he is very pompous. Entering World Championship Wrestling with an impressive background and “stunning” wrestling maneuvers, such as his infamous “Stun Gun”, Stunning Steve has his sights set on success.



Big Van Vader
6'5", 450 lbs.
Rocky Mountains

Big Van Vader is known around the world for his unmerciful style of wrestling. He has been the holder of ten world titles spanning three continents, including two WCW World Heavyweight Championships. Van Vader is impervious to pain and famed for delivering it.



Sting

6'3", 252 lbs.

Venice Beach, CA

Sting is one of the most well-known stars in professional wrestling, with several titles under his belt, including the WCW World Heavy Championship. He devastates his opponents using his powerful Scorpion Death Lock and Stinger Splash.




Johnny B Badd
6'0", 235 lbs.
Macon, GA

The most outrageous wrestler in World Championship Wrestling is without a doubt Johnny B Badd. Behind that feather boa and devastating "Tutti Frutti" wrestling move is a former US Boxing Team member and five-time state boxing champion. There is no question that he is one of the hottest wrestlers around today.



"All American" Ron Simmons
6'1", 275 lbs.
Warner Robins, GA


Ron Simmons' incredible athletic career cannot go unnoticed. As a three-time All-American and Heisman finalist at Florida State University, Simmons played in two Orange Bowls and had his #50 jersey retired. He has consistently proven that he is a man with championship qualities.



**Rick "Dogface Gremlin"
Steiner**


**5'11", 255 lbs.
Detroit, MI**

Rick Steiner's pit bull-like attitude in the ring makes him one of the fiercest competitors in the sport today. this compact bruiser began his wrestling career at age 13. After graduating from the University of Michigan he became a member of WCW. Steiner later teamed up with his younger brother, Scott; a move he has never regretted, as they went on to capture every tag-team belt.



Scott Steiner
6'2", 252 lbs.
Detroit, MI

Bursting onto the wrestling scene with an array of unprecedented and unbelievable holds and moves, Scott Steiner has joined forces with brother Rick to form one of the most powerful and popular brother tag-teams in history. Scott was an All-American wrestler at the University of Michigan, and his amateur experience, combined with his tremendous strength and agility, makes him an awesome force in the ring.



90-Day Limited Warranty FCI Game Paks

Fujisankei Communications International, Inc. (FCI) warrants to the original consumer purchaser that this FCI Game Pak shall be free from defects in material and workmanship for a period of 90 days from date of purchase. If defect covered by this warranty occurs during this 90-day warranty period, FCI will repair or replace the Game Pak, at its option, free of charge. Replacement of the Game Pak, free of charge, to the original purchaser (except for the cost of returning the Game Pak) is the full extent of our liability.

To receive this warranty service return the defective Game Pak along with a dated proof of purchase and your name and address to an authorized FCI dealer or directly to FCI.

Fujisankei Communications International, Inc.
150 East 52 Street, New York, N.Y. 10022
(212) 753-8100

This warranty shall not apply if the Game Pak has been damaged by negligence, accident, unreasonable use, modification, tampering, or by other unrelated causes to defective materials or workmanship.

Warranty Limitations:

ANY APPLICABLE IMPLIED WARRANTIES, INCLUDING WARRANTIES OF MERCHANTABILITY AND FITNESS FOR A PARTICULAR PURPOSE, ARE HEREBY LIMITED TO NINETY DAYS FROM THE DATE OF PURCHASE AND ARE SUBJECT TO THE CONDITIONS SET FORTH HEREIN. IN NO EVENT SHALL FCI BE LIABLE FOR CONSEQUENTIAL OR INCIDENTAL DAMAGES RESULTING FROM THE BREACH OF ANY EXPRESS OR IMPLIED WARRANTIES.

The Provisions of this warranty are valid in the United States only. Some states do not allow limitations on how long an implied warranty lasts or exclusion of consequential or incidental damages, so the above limitations and exclusion may not apply to you. This warranty gives you specific legal rights, and you may also have other rights which vary from state to state.

Exciting games from FCI

NES®	AD&D® DragonStrike	AD&D® Heroes of the Lance
	AD&D® Hillsfar	AD&D® Pool of Radiance
	The Bard's Tale™	Dr. Chaos™
	Lunar Pool®	Zanac®
	Ultima® Exodus	Ultima® Quest of the Avatar
	Ultima® Warriors of Destiny	
	BreakTime™ The National Pool Tour	
	WCW™ World Championship Wrestling	
Game Boy®	Boxxle®	Boxxle® II
	Bubble Ghost™	Out of Gas™
	Panel Action BINGO™	Tasmania Story™
	Ultima® Runes of Virtue™	Ultima® Runes of Virtue™ II
	WCW™ The Main Event	
SNES®	SimEarth™	Might and Magic® III
	Ultima® The False Prophet	WCW™ SUPERBRAWL

AD&D is registered trademark owned by TSR, Inc., Lake Geneva, WI USA, and used under license from Strategic Simulations, Inc. Sunnyvale, CA USA. SimEarth is ©1990 MAXIS Software and Will Wright. Published under sublicense from Imagineer Co. Ltd. of Japan. WCW ©1993 World Championship Wrestling, Inc. All Rights Reserved. Licensed by Turner Home Entertainment, Inc.